


Machine Adapter

Ordering Information

- When ordering, specify material, gauge (if non-standard), dimension and end styles. Standard end styles are QF to NOFIT.

- If Expanded, specify desired ID or OD of non QF end. **Must be within maximum opened dimension (.3"), or will be priced as reducer.**



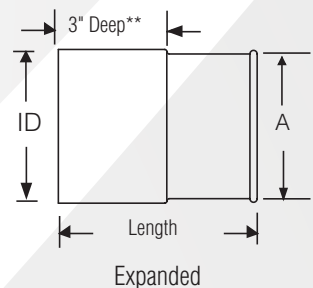
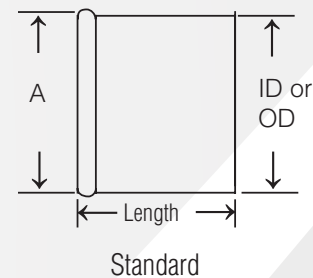
Ø in.	Length in.	Raw End ID in.	Raw End OD in.	Max. Open Dim ID in.	Std Weight Lbs
3	5.5	3.00	3.07	3.18	0.60
4	4	3.82	3.89	4.30	0.75
5		4.84	4.91	5.30	0.95
6		5.86	5.93	6.30	1.10
7		6.87	6.94	7.30	1.35
8		7.86	7.93	8.30	1.50
9		8.85	8.92	9.30	1.75
10		9.86	9.93	10.30	1.95
11		10.85	10.92	11.30	2.10
12		11.92	11.99	12.30	2.30
13		5.5	12.92	13.00	13.30
14	13.91		13.99	14.30	2.70
15	14.91		14.99	15.30	3.05
16	15.92		16.00	16.30	3.20
17	16.92		17.00	17.30	3.32
18	17.91		17.99	18.30	3.45
19	18.93		19.05	19.30	3.68
20	19.92		20.00	20.30	3.90
21	20.94		21.02	21.30	4.10
22	21.93		22.01	22.30	4.30
23	22.93		23.01	23.30	4.95
24	23.90		23.98	24.30	5.60

QF Material Options

Galv				SS			
Gauges	Size (inches)		Gauges	Size (inches)			
	Min. Ø	Max. Ø		Min. Ø	Max. Ø		
Standard	22	3	12	22	3	12	
	20	13	24	20	13	24	
Optional	18	4	24	Optional	18	8	24
	16	8	24		16	8	24
	14	8	24		16	8	24

Flanged Material Options

Galv (Std)				SS			
Gauges	Size (inches)		Gauges	Size (inches)			
	Min. Ø	Max. Ø		Min. Ø	Max. Ø		
Standard	22	3	12	22	3	12	
	20	13	40	20	13	40	
Optional	18	4	40	Optional	18	8	40
	16	8	40		16	8	40
	14	8	50				
	12	10	72				



Adapters can only be expanded up to .3" above the nominal diameter size (A dimension). Expansions larger than .3" must be ordered as a reducer.

*Published lengths are nominal and may vary slightly.